

OPH01E

Electric order picker

OPH01E is a compact and efficient modern flexible multi-functional picking vehicle. The max working height of 5m is suitable for manual package picking at almost all related facilities. It is ideal for many applications, from material stacking to facilities maintenance. It is 750mm in width, with 1454mm lowest height, which means it can easily enter narrow areas (elevators, doors, etc.). Full-load operation with long battery life makes it perfect for heavy tasks. Undoubtedly, this is a great choice to assist operators in various indoor applications.

Safety is the core of OPH01E models. The lifting process is gentle thanks to proportional hydraulics. The lift speed reduces with increase of lift height, which ensures that the platform can rise to the desired level smoothly and safely. Both models are equipped with automatic closing doors preventing the operation of the truck when doors are opened. Both operating handles equipped with operator's presence buttons forcing a user to control the truck properly ensuring own safety. The lifting structure utilizes high-strength aluminum alloy profiles to implement the concept of lightweight, which not only reduces the impact of structure weight on battery life, but also provides high stability due to the lowered gravity center. The chassis is equipped with rubber cushion pads reducing the influence from possible collisions with different objects.


All models are equipped with buzzer, warning light, rear light and blue-ray running light, providing sufficient warnings to people around. The truck has attractive appearance, great ergonomics and practical design with various storage areas, side light and optional headlight making truck suitable for work in insufficient light conditions.

High-efficiency is the goal of OPH01E. The truck is equipped with Curtis controller which makes the simultaneous operation of lifting and driving not only possible, but also smooth and safe. Both models are equipped with AC motors. OPH01E is equipped with single drive unit located in its front part and paired with electric steering control function, while OPH01 is equipped with dual drive AC motors, improving truck maneuverability and reducing demand for floor conditions thanks to its oscillating axle in front. Side light are included in standard configuration, allowing the operator to see the cargo nameplate even deep in the warehouse with insufficient light.

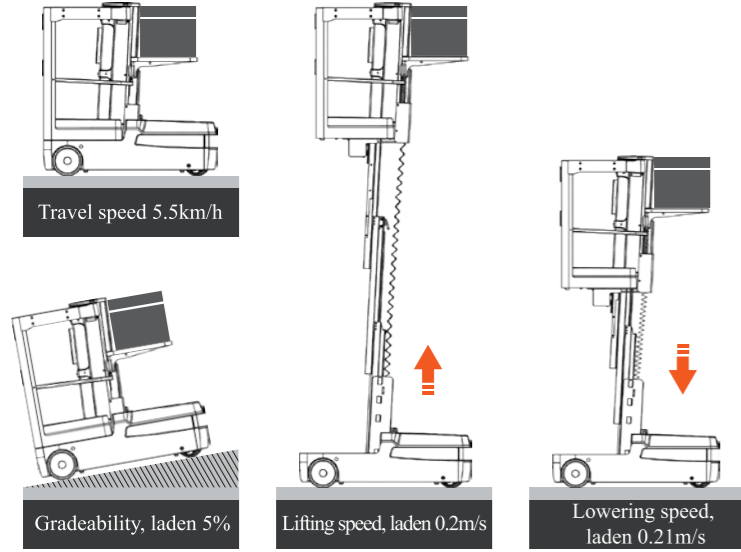
* Only model OPH01E is normally stocked

OPH 01E

Electric order picker



High performance and high efficiency



Unique 360° rotating function of OPH01 ensures min turning radius as low as 1300mm, meeting the demand of various narrow spaces. With high-performance low noise Amer AC drives (Italy), OPH01 can quickly arrive at any designated place.




Speed deceleration functions



While platform is raising to its maximum height, the maximum available lift and drive speeds will go through three steps of speed settings according to the following lift height ranges for the platform: 0-500mm, 500-1500mm, 1500-3000mm to ensure the truck's stability and operator's safety.

The working height can reach 5 meters, making it possible to collect materials from the 3rd rack layer.



Intelligent operation, safe and reliable



LCD display shows necessary information, such as safety warnings, speed, steering angle and fault codes. Ensures easier operation and provides hints to a user.



Equipped with the PIN code lock with the function of RFID card access, simplifying the access to the truck, especially for several users operating one truck.



Customized left and right multi-function handles provide quick and accurate response. Lifting, traveling and steering can be operated simultaneously.




Both models are equipped with automatic closing doors preventing the operation of the truck when doors are opened.

High-strength aluminum alloy profiles help to achieve great stability due to the lowered gravity center.

The trucks is equipped with a buzzer, warning light, rear light and blue ray running light. Side light and optional headlight can provide the operator with enough light to take/put the goods in the right place regardless of ambient light.

Perfect observation



Adjustable height of the front shelf allows to ensure good visibility and avoid overlapping of operator's field of view by goods located on it.



Equipped with Curtis controller, with CAN-bus technology, it is easy to check the truck's condition and to make troubleshooting.

PallettrucksUK.co.uk

Type sheet for industrial truck

General Information

| | | | | |
|---|-------------------------------|-------------------------|----|-----------|
| 1 | Manufacturer | | | NOBLELIFT |
| 2 | Model | | | OPH 01E |
| 3 | Power | | | electric |
| 4 | Vehicle Capacities | Operator Compartment kg | kg | 135 |
| | | Load Tray shelf kg | kg | 100 |
| | | Load Deck kg | kg | 150 |
| 5 | Vehicle Weight (With Battery) | kg | | 690kg |
| 6 | Platform Step Height | mm | | 318 |

Dimensions

| | | | | |
|----|---|----|--|-----------|
| 7 | Platform Lift Height | mm | | 3015 |
| 8 | Platform fully lowered | mm | | 1395 |
| | Platform fully raised | mm | | 4091 |
| 9 | Overall Extended Height | mm | | 4150 |
| 10 | Work Height | mm | | 5000 |
| 11 | Overall Collapsed Height | mm | | 1454 |
| 12 | Vehicle Length | mm | | 1460 |
| 13 | Vehicle Width | mm | | 750 |
| 14 | Wheels, number front/ rear(x=driven wheels) | mm | | 1 x + 2/2 |
| 15 | Rear Drive Wheels (d x w) | mm | | 256 x 80 |
| | Front Caster Wheels (d x w) | mm | | 220 x 70 |

Performance

| | | | | |
|----|-------------------------------|------|-----------------|--|
| 16 | Minimum Turning Radius | mm | | 1300 |
| 17 | Service Brakes | | | Regenerative |
| 18 | Parking Brake | | | electromagnetic |
| 19 | Gradeability, laden/unladen | % | | 5/8 |
| 20 | Travel speed, laden/unladen | km/h | 0-500mm 5.5/5.5 | 500-1500mm 3.2/3.2 1500-3000mm 1.4/1.4 |
| 21 | Lift speed, laden/unladen | m/s | | 0.2/0.22 |
| 22 | Lowering speed, laden/unladen | m/s | | 0.21/0.18 |

Batteries

| | | | | |
|----|----------------|--------------------------------------|-------|--------|
| 23 | Batteries (5h) | V/Ah | | 24/106 |
| | | Kg | | 2x35 |
| | | Energy consumption acc. to VDI cycle | kWh/h | 0.41 |
| 24 | Li Battery | | | |
| 25 | Charger | Amp | | 12 |

Motor

| | | | | |
|----|-----------------------------------|----|--|------|
| 26 | Drive motor, output S2 60 min. | kW | | 0.65 |
| 27 | Lift motor (Operator Compartment) | kW | | 2.2 |
| 28 | Lift motor (Load Tray) | kW | | 0.8 |

Electrics

| | | | | |
|----|---|-------|--|-------------------|
| 29 | Type of drive control | | | AC- speed control |
| 30 | Sound pressure level at the driver's seat | dB(A) | | 69 |

